



## Instructions on how to turn your iPhone in LIVE VIDEO SPY Camera and take exam test bank photos.

**STEP 1: Install one of these Application as per your situation**

### **iPhone Spy Camera Apps**

#### **#1. Spyera**

This is supposedly the best spy camera app for iOS and also the leading spy app that will allow you to perform a number of functions at a go. This app is very much undetectable and it will not have any issues when operating it. The app will not interfere with the performance of your phone and also, it will not drain your battery. Also, it is hidden from the home screen and the launcher. Also, you cannot locate it from the task manager.

#### **Pros:**

- It comes loaded with other features and functions.
- It also allows you to record secretly.
- It is easy to use and will use less space on your iPhone.

#### **Cons:**

- It will require you to jailbreak your phone.



## #2. SpyVid

This is also another leading iPhone spy camera app that allows you to record video feeds without being noticed. It comes with an Alibis and the Swipe Transparency features. The Alibis feature will load the screenshots and pictures, which will be a disguise for you to record the video. The swipe transparency will allow you to swipe the finger up and down to regulate the transparency of the screen. This also helps hide the live streaming from showing on the screen.

### Pros:

- It is quite cheap, costing only about 1 dollar.
- It is also quite easy to operate.
- It is secretive as well

### Cons:

- The app can confuse you when the situation is too tight. This is when you are using the Swipe Transparency.



## #3. Easy Calc

This is a hidden Camera that allows you to capture videos without any problem. You can record and capture the photos by tapping on the screen. Alternatively, you may use one of the

smart shooting modes that are included. There is also a motion detector that lets you save on the storage space by shooting or recording. You can adjust the sensitivity of the detector and adjust the behavior as well. You will have a Clock face background and place the phone on the table, which will the record easily.

**Pros:**

- The flash will be deactivated automatically.
- It is secure enough since it comes with a secret pin code.
- You can adjust the brightness of the camera to record with ease.

**Cons:**

- The front camera is somewhat messy when you are using it.
- The camera can also crash constantly if your phone has less storage space.



## #4. Highster Mobile

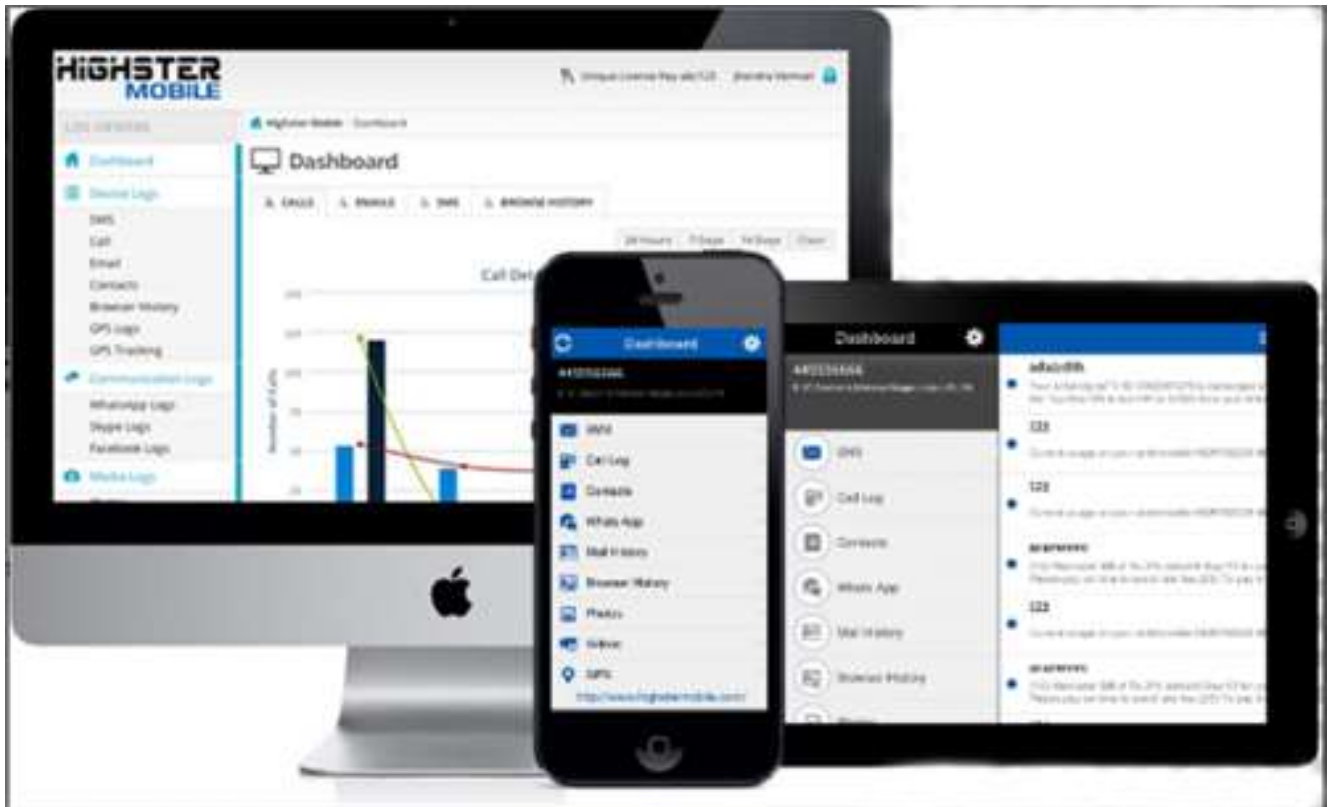
This is yet another top iPhone spy camera app that allows you to enjoy more with it. It comes with different features and functions. You can use the camera app easily without being noticed. The shutter and flash are deactivated automatically.

**Pros:**

- It only requires you to pay for it once.
- It has more functions.
- You can also track with this app.

**Cons:**

- There is no parental control.
- The camera functions and features might be slightly limited.



## **#5. Security Cam**

This is an app that has been designed by Crowded Road and it is meant to allow you get the most out of it. It is claimed that the real private investigators use this app. It comes with some amazing features and functions. There are a number of triggers that can start the app and you can shoot our photos and videos with ease.



**Pros:**

- It has a good number of features.
- It is easy to start it up.
- The app is easy to use.

**Cons:**

- The app might not deliver the best performance, but you can apply some settings and customizations to make them look better.

**STEP 2: PREPARE YOUR DENIM LOOSE SHIRT WITH POCKET FLAPS FOR MEN or a LOOSE BLOUSE WITH RUFFLES FOR WOMEN.**

If you want record your exam bank you need to prepare your shirt:

It should be any dark loose jeans shirt with pocket flap.



You will need:

1. Strong Small disk magnet. 1-2 cm in diameter and 5 -10 mm thick



or




**This Magnet could be bought from  
HOME DEPOT in Magnetic Cabinet Latches  
section.**

2. Two pieces of steel magnetic wire 20 cm long and 2 mm in diameter. Steel cloth hanger or large paper clip could be used.



3. Invisible (transparent) thread and sewing needle.



4. Adhesive Velcro tape (40-50 cm)





Or Instant Bond Double-Sided Fabric Tape could be used and bought from WALL MART.

## Instant Bond Double-Sided Fabric Tape-3/4" Wide X 15 Feet I

★★★★★ 1 review Q&A By: Singer



### Assembly

Each piece of steel magnetic wire should be inserted in lower seam of both Jeans Shirt Pocket flaps.

Insert thin magnetik steel wire in lower seam of pocket flap.  
Cut excessive length of wire if required.  
It should not be visible from outside



Large Paper Clip could be used. Straighten it before inserting in the pocket seam

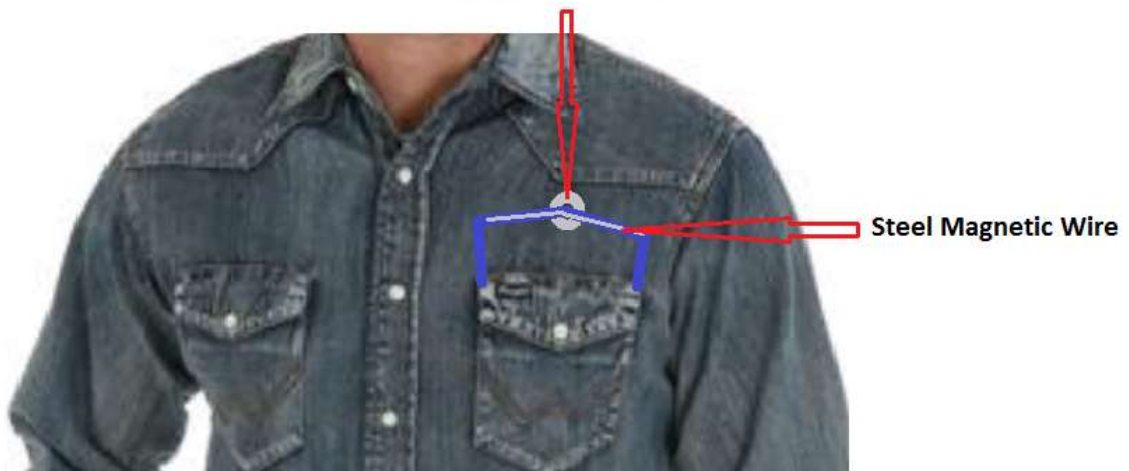


Please Insert Magnetic Steel Wires in BOTH pocket flaps, so will similar!!!!



Secure the small magnet from inside of your Jeans shirt by invisible thread.  
When you fully lift the pocket flap the wire in the flap should stick to the flap and stay "UP".

Strong small Magnet



After everything is done correctly your pocket flap should stay in "UP" position



Pocket Flap in "UP" position.

Cut small hole right above your pocket edge.  
Hole should be located between top of the pocket and the pocket flap



Small >> 10 mm  
hole in the shirt  
for the  
Smartphone rear  
camera

Attach Sticky Velcro Tape strips to your smartphone rear cover as shown below.



**Attach 2nd part of Sticky Velcro tape under your pocket from inside of the shirt**



**Align Smartphone rear camera with hole in your shirt.  
Attach phone Velcro tape to the velcrotape inside the shirt**



You are done!!!! Finished look:



For Ladies similar principle is used:

The camera eye is hidden under a frill of a loose blouse with ruffle.

Thin magnetic wire inserted in the lower seam of a loose blouse as shown below.

The small hole cut under the frill and phone attached to the blouse from inside of the blouse by means of **Velcro tape** or **Instant Bond Double-Sided Fabric Tape**



Please see below unisex method:

①



Put on any tight T-shirt and any loose shirt. Position a small sized Smartphone in the middle of your torso and between 2 shirt buttons as shown.

③



Attach yourself or ask any alteration service to sew pocket pocket on T-shirt for your smarthone the way so camera will remain exposed

②



Mark position of Smarthone with any pen or pencil pencil.

④

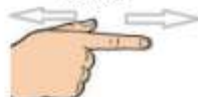


Place Smartphone in secret pocket, button up and you are ready to go

DURING EXAM.



Position text bank in front of your chest, the way camera or teacher will not spot it. Split the button placket with thumb and index finger to expose camera.





## During exam



First position your Exam Test Bank the way that you hide your Smartphone Camera from surveillance camera or teacher. Hold the text like you read it and lift the pocket flap. Avoid sharp movements and hold the text steady. Your assistant will take photos of your questions from his computer. He/She will check quality of the photographs and will tell you that he/she is happy with photos and will start to look for answers.



**DO NOT FORGET TO LOWER POCKET FLAP WHEN PHOTOS ARE TAKEN !!!!**

MORE INSTRUCTIONS and SPY GADGETS AVAILABLE ON EXAM CHEATING or HOW TO CHEAT USING MP3 PLAYER and RECORD AUDIO FILES from your exam notes and secretly play them during your exam.

CONTACT us at [examhelp@solution4u.com](mailto:examhelp@solution4u.com)

[WWW.EXAMPASSED.NET](http://WWW.EXAMPASSED.NET)

