



**EXAMPASSED.NET**

**REAL SPY GEAR ALL IN ONE PLACE!**



---

## Instructions on how to turn your Android Smart Watch into LIVE VIDEO SPY Camera and take exam test bank photos.

Note: These instructions were used in real life and worked out great.

You should install AIRDROID Application or IP WEBCAM Application on your Smartwatch then hide your phone inside your shirt sleeve, so the camera will be hidden under your roll-up sleeve. Loose dark Colour Checkered, striped shirt or Denim Shirt are preferred.

### **Step 1: INSTALL AIRDROID**

To begin, head into the Google Play Store to search for and install [AirDROID](#). The app is free, but for over GSM/CELLPHONE NETWORK operation check out the [paid version](#) for \$1.99 a month.



or just sign up here: <http://www.airdroid.com/signup/>.

There are 3 user types: Free, Bonus, Premium. Premium required for operation over GSM/Cell phone Network.

You can use free version over LAN or WI-FI for training at home for free.

## Step 2: USE LIVE CAMERA and MAKE PHOTOS

View what the Android device's front or rear camera is seeing in nearly real-time. Take photos or use it as a monitor, more cool possibilities are waiting for you to explore!

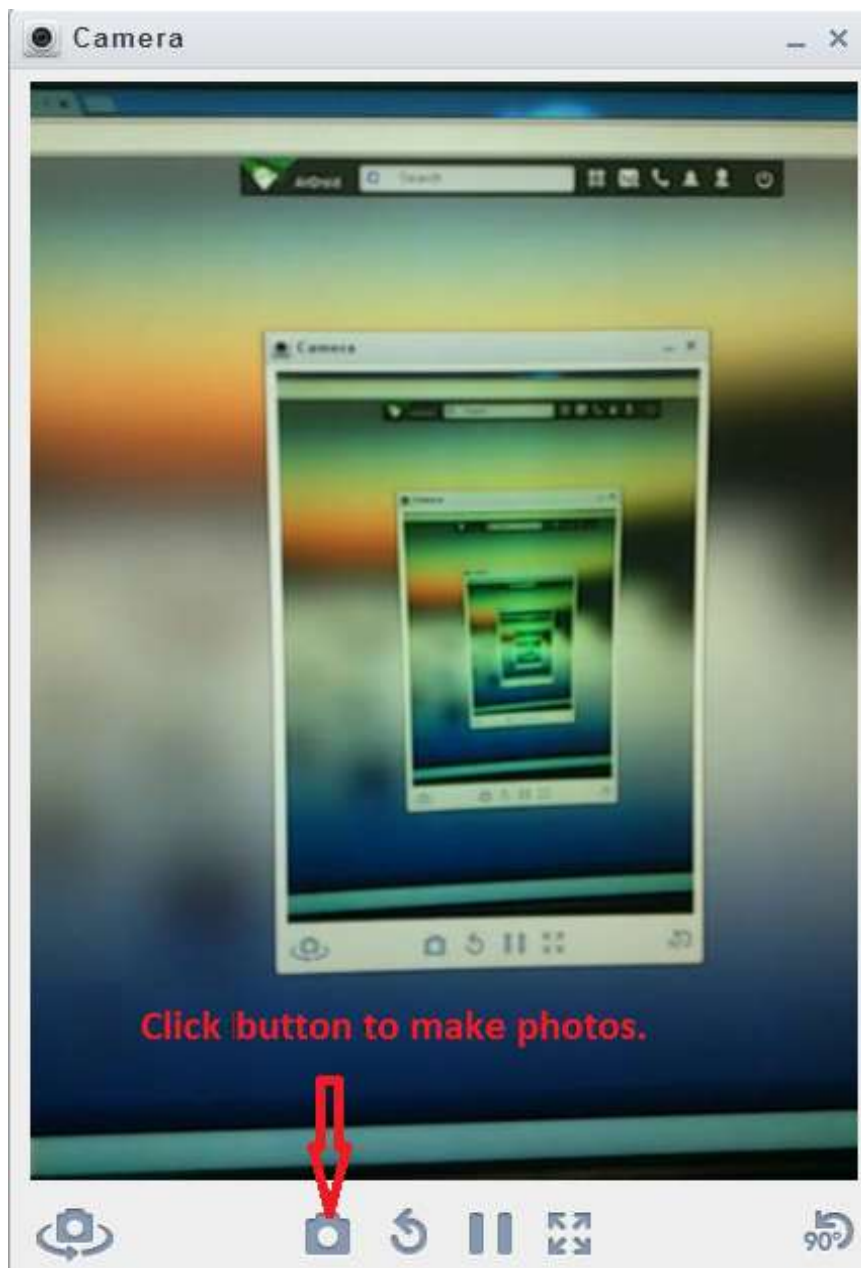
Tips: This feature is only for Premium Users under [Remote Connection Mode](#).

Sign in to [web.airdroid.com](http://web.airdroid.com).  
Find the **Camera** icon and click it to open

**CAMERA ICON**


**LIVE CAMERA IMAGE**





### How to take photos?

You may click the second icon to take a photo with your device's camera.



## Where are the photos?

The photos taken by AirDroid on the web desktop will be saved to your PC/laptop (Usually saved in C:\Users\admin\Downloads), they will not be saved in your device.

## IP WEBCAM APPICATION.

Download it here: <https://play.google.com/store/apps/details?id=com.pas.webcam&hl=en>



# IP Webcam

Pavel Khlebovich Media & Video

★★★★★ 61,370

3+

Add to Wishlist

Install



IP Webcam turns your phone into a network camera with multiple viewing options. View your camera on any platform with VLC player or web browser. Stream video inside **WiFi network without internet access**. So if you know your exam location Wi-Fi password this will be the greatest application to use. Optional Ivideon cloud broadcasting is supported for instant global access.


Two-way audio supported in tinyCam Monitor on another android device. Use IP Webcam with third-party MJPG software, including video surveillance software, security monitors and most audio players.

Features include:

- Video upload to Dropbox, SFTP, FTP and Email using Filoader plugin
- Several web renderers to choose from: Flash, Javascript or built-in
- Video recording in WebM, MOV, MKV or MPEG4 (on Android 4.1+)
- Audio streaming in wav, opus and AAC (AAC requires Android 4.1+)
- Date, time and battery level video overlay.
- Videochat support (video stream only for Windows and Linux via an universal MJPEG video streaming driver)
- Cloud push notifications on motion and sound, cloud recording for motion-triggered records, online video broadcasting powered by Ivideon.

Lite version is supported with unobtrusive ads. It's fully functional, but lacks Tasker integration, customizable user interface (only editor is present) and has a watermark over recorded videos.

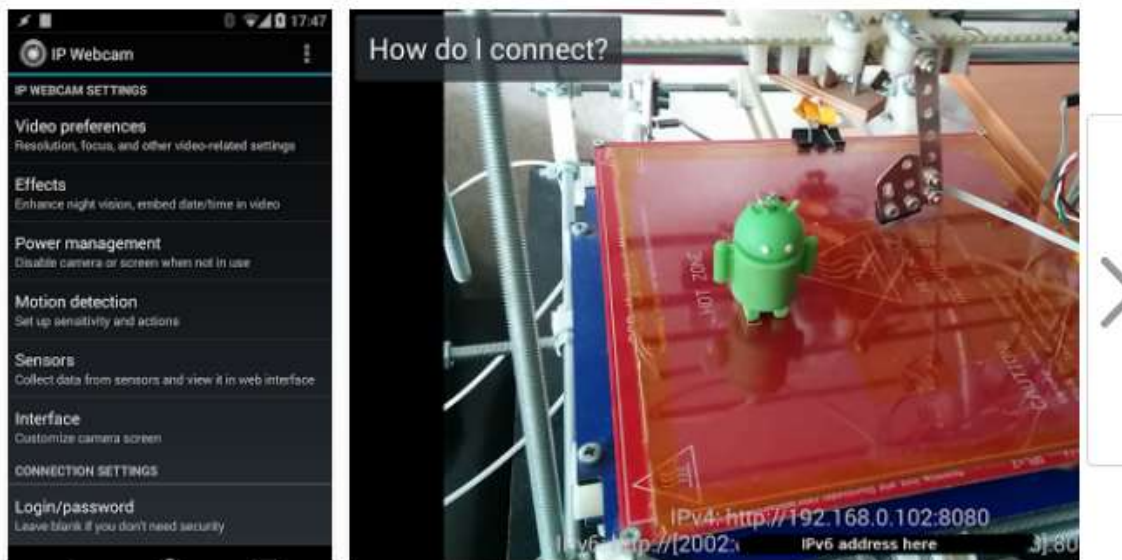
So we recommend to go with



**IP Webcam Pro**  
Pavel Khlebovich Media & Video  
★★★★★ 1,001  
3+

Add to Wishlist

SAR14.96 Buy



Ivideon cloud broadcasting is supported for instant global access: <https://www.ivideon.com/>

**How to undo the Smartwarch Straps, before you can hide it.**

**SMARTWATCH with STRAP  
DETACHED.**



Use 2 x Slot Jewellery Srewdrivers  
also known as "Flat" and "Minus"  
Screwdrivers to unscrew the strap pins



Unscrew one side with  
a slot Screwdriver

Hold other side with  
a slot Screwdriver



### **STEP 3: PREPARE any LOOSE SHIRT**

Best shirt for the job is dark colour checker/striped shirt with roll-up sleeves. Like on image below:



**Or**



**or**





or



Next Step is to secure your Smart Watch Camera under your armpit:



## Several Ways to secure your smart watch-Camera:

1. Best Method: Multiple-use: You can sew a tight small pocket to your shirt sleeve under armpit with help of invisible thread which will be provided. Piece of fabric will be also provided. After that you should make small hole for the camera, which will not be visible when you roll up sleeves



2. You can use 2-sided Velcro-tape, which could be glued to your shirt and smart watch. No



sewing required.

Could be bought in Wall-Mart

3. You can securely attach by sewing smart watch to your sleeve under your armpit. You should use the watch wrist band pins to attach them to your shirt by an invisible thread



**You can put  
thread through  
wrist band pin  
holes on the  
Smart Watch**

4. You can use **PeelnStick™ Fabric Fuse Hem Tape**, which we will provide. You could simply glue the watch to your sleeve fabric.

5. You can use 2-sided Velcro-tape, which could be glued to your shirt and smart watch. No sewing required.

6. You can simply put your watch in a small zip-lock bag (provided) and duct-tape it to your arm !!!!

To expose camera:



**To hide small hole for the camera just simply roll-up your sleeve.  
To expose the camera slightly unroll the sleeve. Even one touch should be enough**

## During the exam



First position your Exam Test Bank the way that you hide your Smart watch Camera from surveillance camera or teacher. Hold the text like you read it and roll-down your sleeve. Avoid sharp movements and hold the text steady. Your assistant will take photos of your questions from his computer. He/She will check quality of the photographs and will tell you that he/she is happy with photos and will start to look for answers.

**DO NOT FORGET TO ROLL UP SLEEVE WHEN PHOTOS ARE TAKEN !!!!**

You just hold text like you reading it. Your partner will tell you how to position the exam sheet. When you well trained you will position text correct right away. The camera is wide angle. You should keep the sheet steady when your partner takes photos. **Train at home first to do it fast during exam.**

**MORE INSTRUCTIONS AVAILABLE ON DIY KIT FOR EXAM CHEATING ON HOW TO SECRETLY RECORD LIVE VIDEO OF YOUR EXAM BANK**

**or HOW TO CHEAT USING MP3 PLAYER and RECORD AUDIO FILES from your exam notes and secretly play them during your exam.**

**Check for SPY GADGETS which you could use for this kit on**

**[www.exampassed.net](http://www.exampassed.net)**

**WWW.EXAMPASSED.NET**

